



## 4WD Drive Type Used Loader VOLVO L220E Original Design Wheel Skid-Steer Loader Moving Type

Our Product Introduction


for more products please visit us on [yuweimachinery.com](http://yuweimachinery.com)

### Basic Information






### Product Specification

- Original: Japan
- Year: 2005
- Tire Size: 26.5-25
- Applicable Industries: Farms, Retail, Construction Works
- Moving Type: Wheel Skid-Steer Loader
- Engine Brand: Top Brand
- Core Components: Pressure Vessel, Motor, Engine
- Drive Type: 4WD
- Highlight: Original Design Used Loader, 4WD Drive Type Used Loader, Wheel Skid-Steer Used Loader



### More Images



## Product Description

### Product Description:

Featuring rugged tires in size 26.5-25, this Used Loader can easily navigate rough terrain, making it the perfect solution for outdoor jobs in any weather conditions. Whether you need to move soil, gravel, or other materials, this Loader is up to the task, delivering reliable performance and exceptional durability.

As a Used Loader, this model is a cost-effective solution for businesses looking to expand their fleet or replace older equipment. With its solid construction and dependable performance, this Loader is sure to provide years of reliable service, helping you get the job done quickly and efficiently.

Designed for easy maneuverability and optimized performance, this Used Wheel Loader is the perfect addition to any industrial operation. With its wheel-based design, it can easily move around tight spaces and confined areas, making it an ideal choice for a wide range of applications.

So why wait? If you're in the market for a top-quality Used Wheel Loader, look no further than our reliable and durable model. With its exceptional performance, advanced features, and unbeatable value, this Loader is the perfect choice for businesses looking to get the most out of their equipment investment. Order yours today and experience the difference!

Condition: Used

Year: 2005

Moving Type: Wheel Skid-Steer Loader

Tire Size: 26.5-25

Discharge Height: 2.746 M

### Features:

Product Name: Used Wheel Loader

Core Components:

Pressure Vessel

Motor

Engine

Year: 2005

Condition: Used

Working Weight: 3121 KG

Tire Size: 26.5-25

### Technical Parameters:

Year	2005
Marketing Type	Used Wheel Loader
Gross Power	220 Hp
Discharge Height	2.746 M
Drive Type	4WD
Engine Brand	Top Brand
Original	Japan
Tire Size	26.5-25
Core Components	Pressure Vessel, Motor, Engine
Product Type	Mechanical Machinery

### Applications:

In farms, Used Wheel Loader can be used for a variety of tasks such as loading and unloading materials such as hay bales, feed, and fertilizer. It can also be used for cleaning and leveling of the farm area. Retail businesses that require moving heavy loads can also benefit from the use of a used wheel loader. This machine can be used to transport materials from one location to another, especially in large retail stores and warehouses. It can also be used for snow removal during winter season.

Construction works is one of the main industries where Used Wheel Loader is widely used. It is a useful tool for digging and leveling of the construction site. It can also be used for loading and unloading of materials such as sand, gravel, and rocks. Additionally, it can be used for snow removal during winter season.

Used Wheel Loader comes with a top brand engine that ensures its reliability and durability. It is a cost-effective option for those who are looking for a machine that can handle heavy tasks without breaking the bank.

In conclusion, Used Wheel Loader is a versatile machine that can be used in different occasions and scenarios. Its suitability for various industries such as farms, retail, and construction works makes it a valuable asset for any business that requires heavy machinery.

### Customization:

Tire Size: 26.5-25

Original: Japan

Core Components: Pressure Vessel, Motor, Engine

Applicable Industries: Farms, Retail, Construction Works  
Engine Brand: Top Brand

### Support and Services:

Our Used Loader product comes with comprehensive technical support and services to ensure that our customers receive the best possible assistance. Our team of experts is available to provide product training, troubleshooting, and maintenance advice to help you get the most out of your loader. We also offer repair and replacement services to keep your loader in top condition. Our goal is to provide you with a seamless experience from purchase to long-term ownership of your loader. Contact us for more information on our technical support and services.



**Shanghai Yw Engineering Machinery Co., Ltd**



13818031847



yw1211@yuweimachinery.com



yuweimachinery.com

NO.680 YONGDE ROAD, MINHANG DISTRICT, SHANGHAI 200241, CHINA